

Construction Safety Coloring & Activity Book



Learn all about the
construction happening near you!

Construction is here!

Hi. I'm Sammy the Safety Sparrow! This book will help you learn how to stay safe around construction zones, so make sure you share it with your friends and read all the helpful info inside!



NOTES FOR TEACHERS AND & PARENTS

WHEN?

Construction has already started on the rail line, and will continue until the Summer of 2021. Following completion of the construction, testing will occur along the line with the project set to open for the public in early 2022.

WHERE?

Construction will continue to occur along the 9-mile corridor from the University Station to the San Bernardino Transit Center, through Downtown Redlands Station, Esri Station and Tippecanoe Avenue Station. Be aware of changing construction zones as the project progresses!

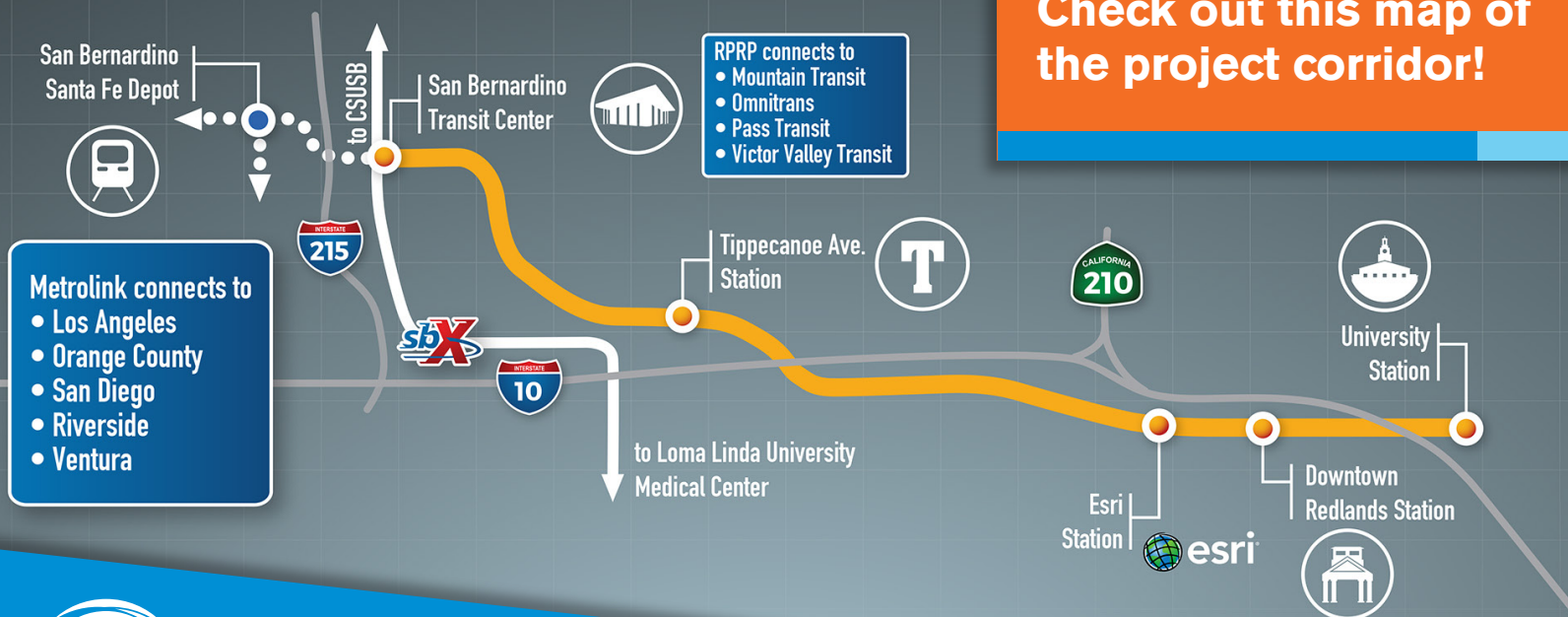
WHY?

The Redlands Passenger Rail Project is designed to connect residents, businesses and visitors to a variety of leisure, education, healthcare and other destinations. The nine-mile project provides new transportation choices through the implementation of a new rail service that integrates conveniently with other modes such as auto, bus and bicycle.

WHAT IS MOST IMPORTANT?

The Redlands Passenger Rail Project places the highest priority on construction safety. We realize that construction will occur in areas where children play and walk to and from school every day. Please review each of the following pages with your student or child to help them understand the dangers of construction zones and the importance of practicing safe behavior

Check out this map of the project corridor!



This activity book belongs to:

My school's name: _____

My teacher's name: _____

My notes about the Redlands Passenger Rail Project construction:

Construction zones are any location where active construction is underway and where construction equipment is stored.

Always stay clear of construction zones, they are very dangerous!



10 Construction Safety Tips You Need to know

Stay clear!
Stay safe!



- Do not walk, run, ride or play in a construction area or around construction equipment, dirt piles or work areas.
- Always walk on the sidewalk or designated walkway.
- Watch for sidewalk closure signs and remain alert to posted notices of temporary walkways.
- To avoid distractions, do not use cell phones, headphones, video games, or other hand-held devices in construction zones.
- Avoid going near a construction zone whenever possible. Heavy machinery can be dangerous.
- Stop, look and listen for construction vehicles like bulldozers and dump trucks.
- Cross only at intersections and make eye contact with drivers of construction vehicles. They drive large pieces of equipment and may not see you.
- Slow down and follow signs that tell you where to walk, skateboard or bicycle.
- Be aware of your surroundings in construction zones.
- Obey construction signs and any instructions by those working on the project.
- Stay outside orange cones, construction fences and chain link fences

Construction Signs

Learn to recognize construction signs and understand what they mean!



ROAD CLOSED

Stay outside the barricade. Do not walk, ride your bike or skateboard on the road.



ORANGE CONES

The area is dangerous. Do not enter the construction zone. Always stay outside orange cones.



STOP/DO NOT ENTER

Red signs means danger. Stop! Do not enter the area.



SIDEWALK CLOSED

Do not use this sidewalk. Find the nearest crosswalk and look both ways before crossing the street to use a different sidewalk.



ROAD WORK AHEAD

A construction zone is located up the road. Pay attention and be very careful.



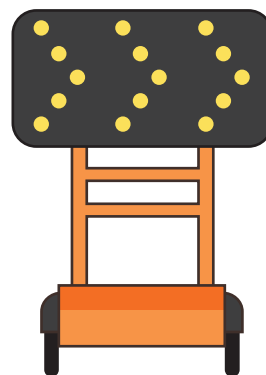
FLAGGER AHEAD

A construction zone is located up the road. Be ready to slow down or stop.



PEDESTRIAN DETOUR

When the sidewalk is closed you will need to go a different way. These signs show you the safe way to walk or bicycle.



ARROW PANEL

A warning that traffic will be redirected. Follow the direction of the arrows. The lights make it very helpful at night-time.



DETOUR


The road or sidewalk is closed. People and cars will need to go a different way.

CHAIN LINK AND ORANGE CONSTRUCTION FENCES

Do not enter the area. Do not climb on the fence.

1. Stay outside _____ cones and construction fences
2. Stay in the _____ lane
3. Only cross streets and tracks at designated _____
4. Stop at _____
5. Stop, look and _____ for construction vehicles
6. Stop at _____
7. See and be seen – cross only at intersections and make _____ contact with drivers
8. Stop at _____
9. Avoid distractions, do not use cell _____ or other hand-held devices in construction zones

2. Look for and _____ signs as you walk or bike to school
4. Avoid going near a _____ zone whenever possible
6. Always walk on the _____ or designated walkway
8. Do not walk, ride or _____ in construction zones
10. Follow _____ that tell you where to walk, skateboard or bicycle



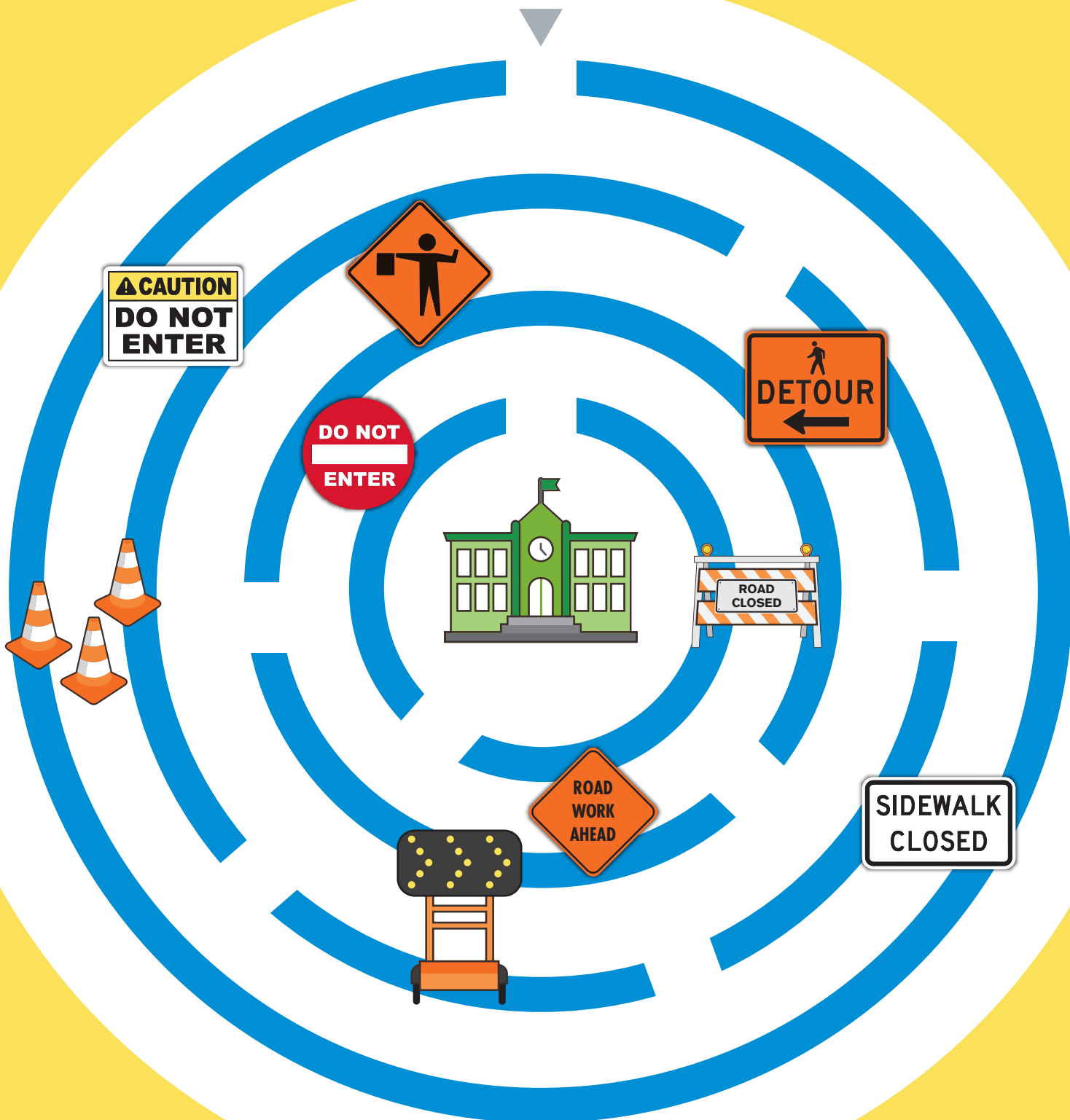
Use the clues to help Sammy complete the puzzle!

Safety Maze

Help the kids get to school safely.
Remember: Stay Clear. Stay Safe!



Start Here



Word Search

Find each of the words listed in the word search.

Arrow
Cone
Construction
Danger
Detour
Downtown

Redlands
Safety
San Bernardino
Sidewalk
Sign
Signal

Tracks
Train
University

T	T	D	L	S	H	X	U	J	P	X	J	A	M
R	E	K	H	A	N	U	X	M	A	R	R	O	W
E	L	X	I	F	N	N	M	C	L	E	U	A	E
D	A	N	D	E	L	I	N	O	S	Q	R	D	P
L	E	G	Z	T	N	V	O	N	J	K	I	H	N
A	Q	Y	D	Y	A	E	I	E	L	U	M	W	O
N	C	O	N	S	T	R	U	C	T	I	O	N	S
D	S	I	G	N	Y	S	M	B	I	T	R	K	Z
S	I	G	N	A	L	I	M	J	N	E	C	L	D
S	W	S	H	V	A	T	O	W	G	A	Z	Y	E
Z	A	L	P	Q	S	Y	O	N	R	D	R	H	T
U	N	R	X	J	J	D	A	T	R	A	I	N	O
X	X	D	M	S	I	D	E	W	A	L	K	K	U
S	A	N	B	E	R	N	A	R	D	I	N	O	R

Hint: Words can be found diagonally as well!

Safe or Unsafe?

Read each sentence and decide if the action was safe or unsafe.

**SIDEWALK
CLOSED**

**⚠ CAUTION
DO NOT
ENTER**

1

Looking both ways before crossing the street is:

☐ **SAFE** ☐ **UNSAFE**

2

Staying away from construction zones when walking to school is:

☐ **SAFE** ☐ **UNSAFE**

3

Crossing at a designated crosswalk before the signal said it was okay to cross is:

☐ **SAFE** ☐ **UNSAFE**

4

Ignoring warning signals on the way to school is:

☐ **SAFE** ☐ **UNSAFE**

5

Getting off your bike and walking it when you come near construction zones is:

☐ **SAFE** ☐ **UNSAFE**

6

Listening to instructions given by construction workers is:

☐ **SAFE** ☐ **UNSAFE**

7

Climbing the fence that blocks off the construction zone is:

☐ **SAFE** ☐ **UNSAFE**

8

Two friends horsing around near construction zones are being:

☐ **SAFE** ☐ **UNSAFE**






**REDLANDS
PASSENGER RAIL
PROJECT**



Coloring Page

Help Sammy color the construction cone and signs below. Talk about the meanings of each sign!



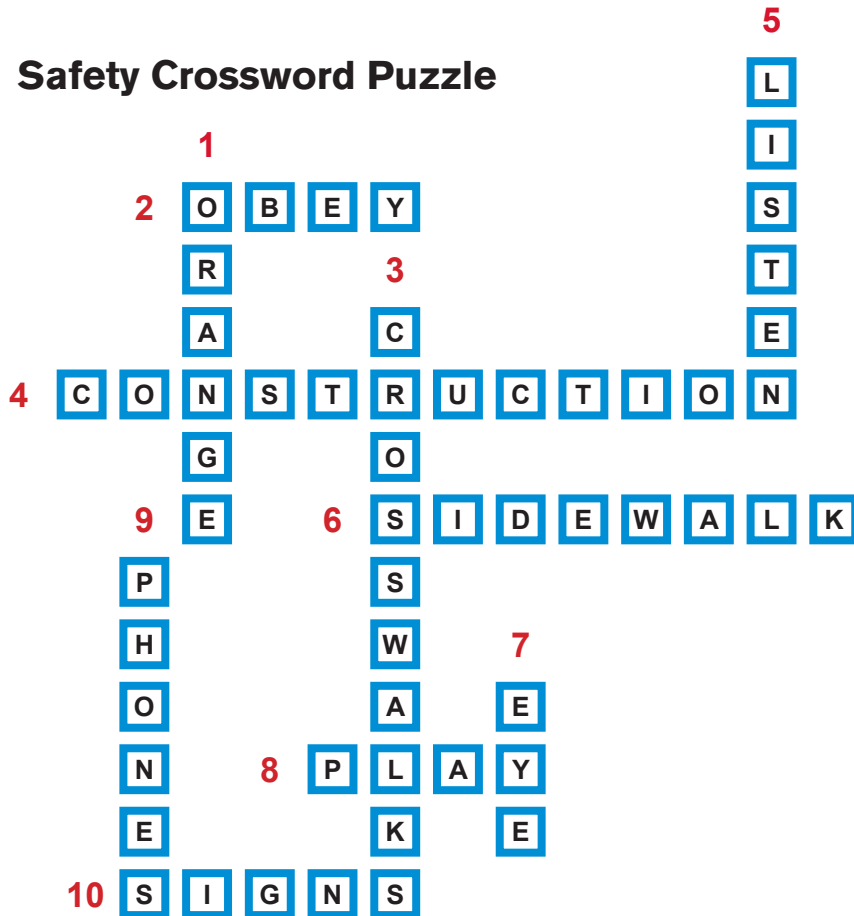
*Do not walk, bike or play near construction zones!
Always obey construction signs to stay safe!*

Answers

Find the answers to the safety activities and quizzes below. How did you do?



Safety Crossword Puzzle



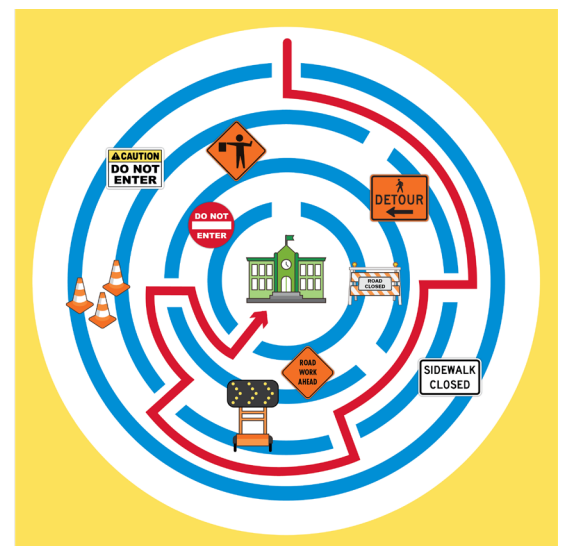
Safe or Unsafe

1. Safe
2. Safe
3. Unsafe
4. Unsafe
5. Safe
6. Safe
7. Unsafe
8. Unsafe

Word Search

T	T	D	L	S	H	X	U	J	P	X	J	A	M
R	E	K	H	A	N	U	X	M	A	R	R	O	W
E	L	X	I	F	N	N	M	C	L	E	U	A	E
D	A	N	D	E	L	I	N	O	S	Q	R	D	P
L	E	G	Z	T	N	V	O	N	J	K	I	H	N
A	Q	Y	D	Y	A	E	I	E	L	U	M	W	O
N	C	O	N	S	T	R	U	C	T	I	O	N	S
D	S	I	G	N	Y	S	M	B	I	T	R	K	Z
S	I	G	N	A	L	I	M	J	N	E	C	L	D
S	W	S	H	V	A	T	O	W	G	A	Z	Y	E
Z	A	L	P	Q	S	Y	O	N	R	D	R	H	T
U	N	R	X	J	J	D	A	T	R	A	I	N	O
X	X	D	M	S	I	D	E	W	A	L	K	K	U
S	A	N	B	E	R	N	A	R	D	I	N	O	R

Safety Maze



Congratulations, you are now an official construction safety advocate!



How to Stay Connected

Please use the following contact tools to access more project information, ask questions, or provide comments.

Email: info@goSBCTA.com
Website: goSBCTA.com/arrow
Facebook: [@goSBCTA](https://www.facebook.com/goSBCTA)
Phone: text: ARROWINFO to 474747
call: 877-55-SBCTA

