

Construction Safety Coloring & Activity Book



San Bernardino County
Transportation Authority



Learn all about the
construction happening near you!

Construction is here!

Hi. I'm Sammy the Safety Sparrow! This book will help you learn how to stay safe around construction zones, so make sure you share it with your friends and read all the helpful info inside!



NOTES FOR TEACHERS AND PARENTS

Safety and Understanding

The I-10 Express Lanes Project places the highest priority on construction safety. We realize that construction will occur in areas where children play and walk, so we have provided this fun and educational activity book as a tool to guide them in the correct decisions to make when they see a construction zone. Please review the following activities with your student or child to help them understand the dangers of construction zones and the importance of practicing safe behavior.

When does this project start?

- SPRING 2020**
Start of Construction
- SPRING 2023**
Anticipated End of Construction

Where?

Phase 1 of I-10 Express Lanes is located in the southwestern portion of San Bernardino County east of Los Angeles County. The project will widen the existing I-10 freeway between the Los Angeles and San Bernardino County line and I-15, a distance of approximately 10 miles, to include two tolled express lanes in each direction plus lanes to assist to drivers getting on and off the freeway in selected locations.

Why?

This project is an integral part of the framework for the east-west corridor that includes three major freeways (I-10, SR-60, and SR-210) and three Metrolink commuter rail lines (San Bernardino Line, Riverside Line, and Inland Empire/Orange County Line.) The increase in overall corridor capacity is expected to reduce the general purpose lane travel by approximately 50 percent during peak hours. The project will address the most significant bottleneck for people and goods in San Bernardino County and improve speed and reliability for all drivers.

Check out this map of the project corridor!

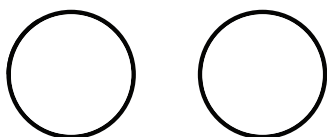


How to draw a bulldozer


Always stay clear of
construction zones,
they are very dangerous!

What is a construction zone? Any location where there is construction or construction equipment—like a bulldozer!


1




2




3




4




5



6



Try it here!



Construction Safety Tips You Need to Know



SAFETY SCRAMBLE

unscramble the letters to find
words about safety

trdoeu

ysfeat

odar

lzulbdreo

ptos

olok



- Do not walk, run, ride or play in a construction area or around construction equipment, dirt piles or work areas.
- Always walk on the sidewalk or designated walkway.
- Watch for sidewalk closure signs and remain alert to posted notices of temporary walkways.
- To avoid distractions, do not use cell phones, headphones, video games, or other hand-held devices in construction zones.
- Avoid going near a construction zone whenever possible. Heavy machinery can be dangerous.
- Stop, look and listen for construction vehicles like bulldozers and dump trucks.
- Cross only at intersections and make eye contact with drivers of construction vehicles. They drive large pieces of equipment and may not see you.
- Slow down and follow signs that tell you where to walk, skateboard or bicycle.
- Be aware of your surroundings in construction zones.
- Obey construction signs and any instructions by those working on the project.
- Stay outside orange cones, construction fences and chain link fences



Construction Signs

Learn to recognize construction signs and understand what they mean!



ROAD CLOSED

Stay outside the barricade. Do not walk, ride your bike or skateboard on the road.



ORANGE CONES

The area is dangerous. Do not enter the construction zone. Always stay outside orange cones.



STOP/DO NOT ENTER

Red signs means danger. Stop! Do not enter the area.



SIDEWALK CLOSED

Do not use this sidewalk. Find the nearest crosswalk and look both ways before crossing the street to use a different sidewalk.



ROAD WORK AHEAD

A construction zone is located up the road. Pay attention and be very careful.



FLAGGER AHEAD

A construction zone is located up the road. Be ready to slow down or stop.



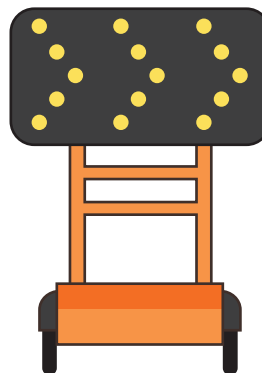
PEDESTRIAN DETOUR

When the sidewalk is closed you will need to go a different way. These signs show you the safe way to walk or bicycle.



DETOUR

The road or sidewalk is closed. People and cars will need to go a different way.



ARROW PANEL

A warning that traffic will be redirected. Follow the direction of the arrows. The lights make it very helpful at night-time.

CHAIN LINK AND ORANGE CONSTRUCTION FENCES

Do not enter the area. Do not climb on the fence.

Safety Crossword Puzzle




DOWN

1. Stay outside _____ cones and construction fences
3. Only cross streets and tracks at designated _____
5. Stop, look and _____ for construction vehicles
7. See and be seen – cross only at intersections and make _____ contact with drivers
9. Avoid distractions, do not use cell _____ or other hand-held devices in construction zones

ACROSS

2. Look for and _____ signs as you walk or bike to school
4. Avoid going near a _____ zone whenever possible
6. Always walk on the _____ or designated walkway
8. Do not walk, ride or _____ in construction zones
10. Follow _____ that tell you where to walk, skateboard or bicycle



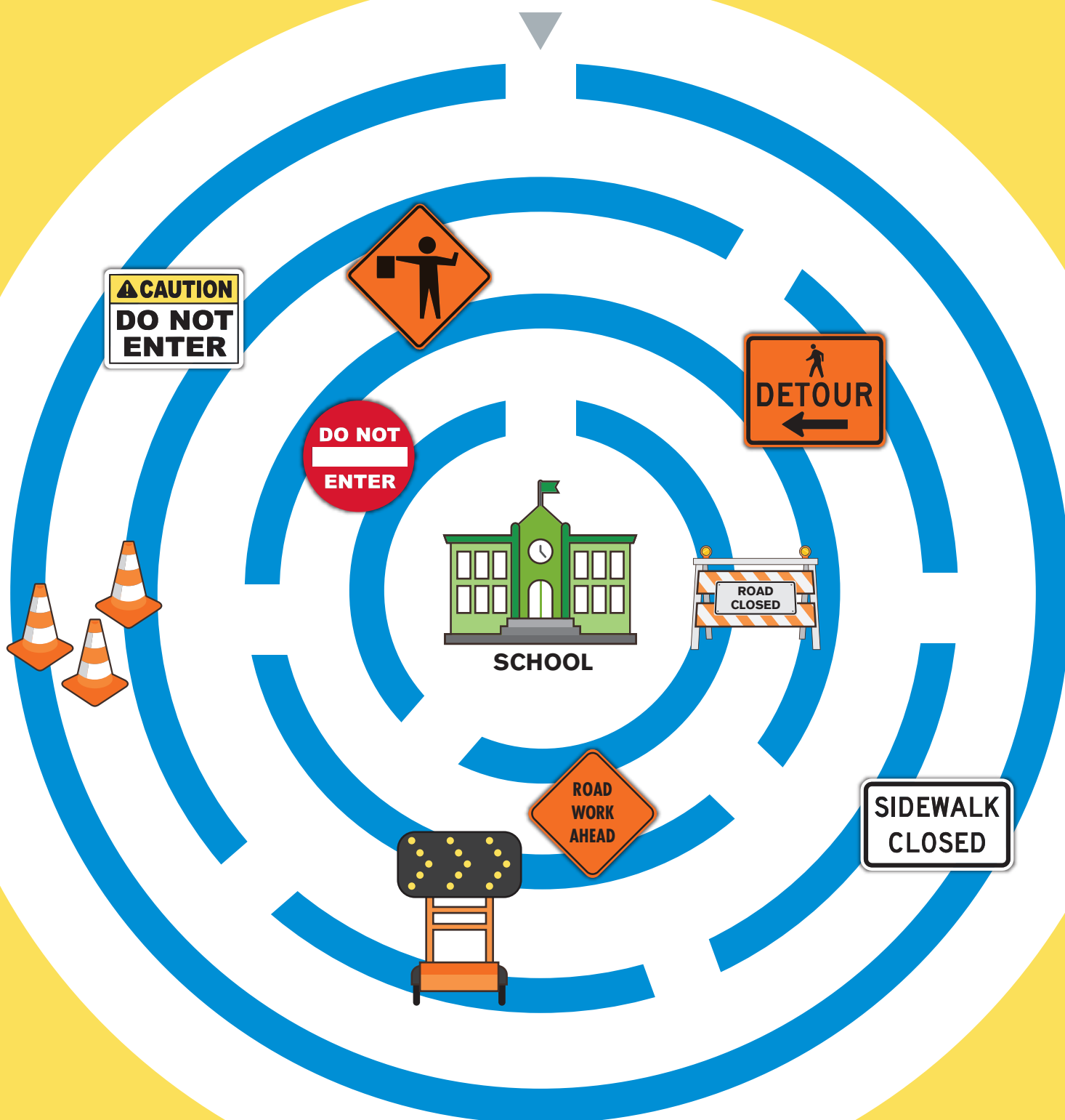
Use the clues to help Sammy complete the puzzle!

Safety Maze

Help the kids get to school safely.
Remember: Stay Clear. Stay Safe!



Start Here



Word Search

Find each of the words listed in the word search.

Construction
Safety
Hardhat
Bulldozer
Bridge

Excavator
Equipment
Crane
Concrete
Rebar

R	N	S	R	D	R	R	S	Q	U	V	C	Z	R	C
J	O	K	L	T	V	Z	B	K	W	O	J	S	R	C
W	C	T	N	S	X	Y	T	G	N	X	V	A	W	Y
D	J	U	A	Z	A	W	X	S	C	F	N	U	J	B
L	W	C	K	V	E	F	T	Z	I	E	G	J	I	R
N	Z	O	A	J	A	R	E	Z	O	D	L	L	U	B
B	S	P	X	T	U	C	U	T	G	K	E	Z	T	D
D	H	B	Y	C	R	L	X	W	Y	T	H	S	N	K
Z	Z	R	T	Q	W	D	F	E	E	F	Q	P	E	P
W	L	I	C	R	K	H	A	R	D	H	A	T	M	Y
K	O	D	M	X	C	O	C	R	S	R	X	P	P	C
N	E	G	V	X	P	N	W	H	Z	D	D	B	I	E
B	Z	E	X	W	O	R	A	B	E	R	O	X	U	A
Y	H	B	X	C	N	F	M	H	W	X	P	N	Q	O
U	G	Z	D	T	R	V	M	G	U	C	C	E	E	U

Hint: Words can be found diagonally and backwards!

Safe or Unsafe?

Read each sentence and decide if the action was safe or unsafe.



1

Looking both ways before crossing the street is:

☐ SAFE ☐ UNSAFE

2

Staying away from construction zones when walking to school is:

☐ SAFE ☐ UNSAFE

3

Crossing at a designated crosswalk before the signal said it was okay to cross is:

☐ SAFE ☐ UNSAFE

4

Ignoring warning signals on the way to school is:

☐ SAFE ☐ UNSAFE

5

Getting off your bike and walking it when you come near construction zones is:

☐ SAFE ☐ UNSAFE

6

Listening to instructions given by construction workers is:

☐ SAFE ☐ UNSAFE

7


Climbing the fence that blocks off the construction zone is:

☐ SAFE ☐ UNSAFE

8




Two friends playing around near construction zones are being:

☐ SAFE ☐ UNSAFE



Coloring Page

Help Sammy color the construction cone and signs below. Talk about the meanings of each sign!



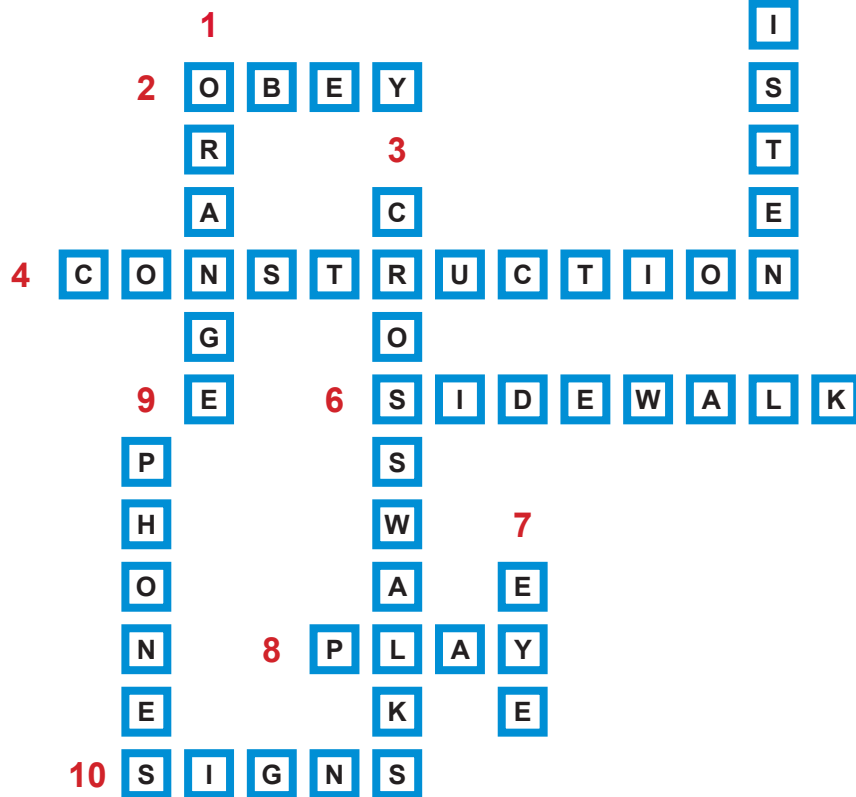
*Do not walk, bike or play near construction zones!
Always obey construction signs to stay safe!*

Answers

Find the answers to the safety activities and quizzes below. How did you do?



Safety Crossword Puzzle



Safety Scramble

detour
safety
road
bulldozer
stop
look

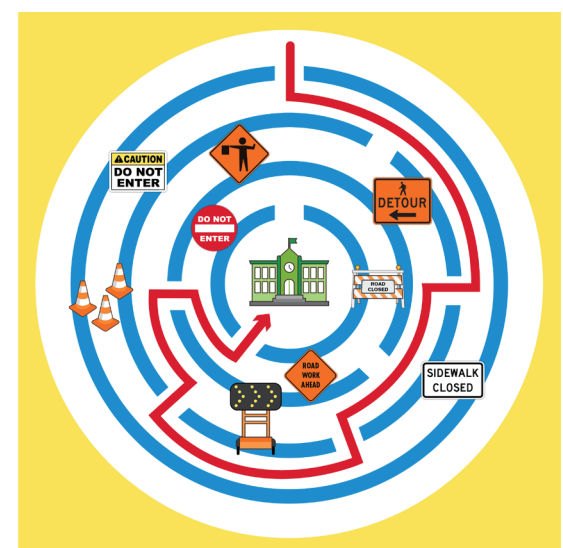
Safe or Unsafe

1. Safe
2. Safe
3. Unsafe
4. Unsafe
5. Safe
6. Safe
7. Unsafe
8. Unsafe

Word Search

R N S R D R R S Q U V C Z R C
J O K L T V Z B K W O J S R C
W C T N S X Y T G N X V A W Y
D J U A Z A W X S C F N U J B
L W C K V E F T Z I E G J I R
N Z O A J A R E Z O D L L U B
B S P X T U C U T G K E Z T D
D H B Y C R L X W Y T H S N K
Z Z R T Q W D F E E F Q P E P
W L I C R K H A R D H A T M Y
K O D M X C O C R S R X P P C
N E G V X P N W H Z D D B I E
B Z E X W O R A B E R O X U A
Y H B X C N F M H W X P N Q O
U G Z D T R V M G U C C E U

Safety Maze



Congratulations, you are now an official construction safety advocate!



How to Stay Connected

Please use the following contact tools to access more project information, ask questions, or provide comments.

Email: info@goSBCTA.com
Website: goSBCTA.com/i10corridor
Facebook: [@goSBCTA](https://www.facebook.com/goSBCTA)
Phone: text: i10expresslanes to 474747
call: 877-55-SBCTA



san bernardino county
transportation authority

