



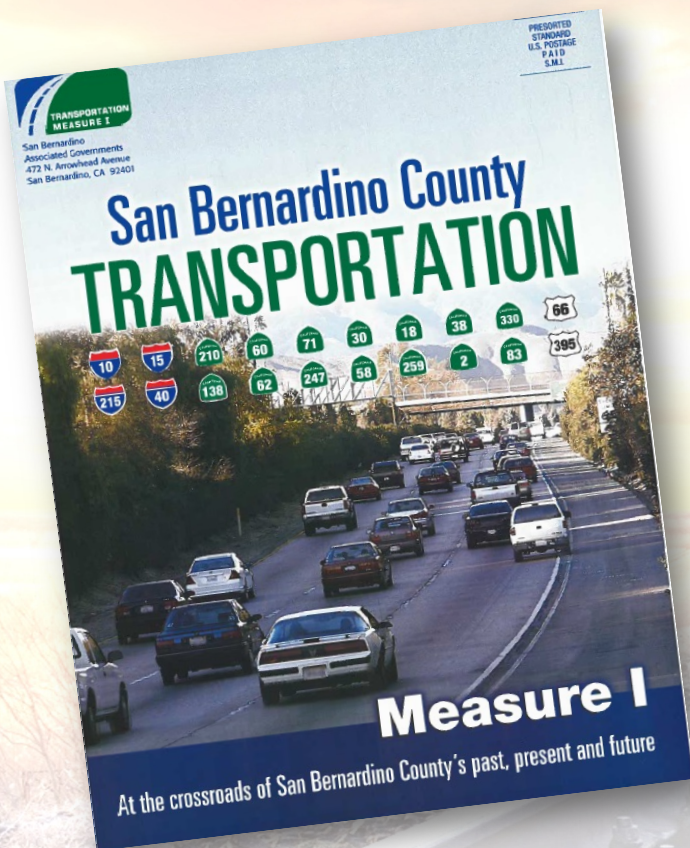
MEASURE I

Andrea Zureick, Director
SBCTA
Fund Administration

Otis Greer, Director
SBCTA
Public & Legislative Affairs



San Bernardino County Transportation Authority



CITY-COUNTY CONFERENCE
MEASURE I

Measure I (1990 – 2010)

Total Measure \$ collected

\$ 1.8 Billion

MAJOR ACCOMPLISHMENTS

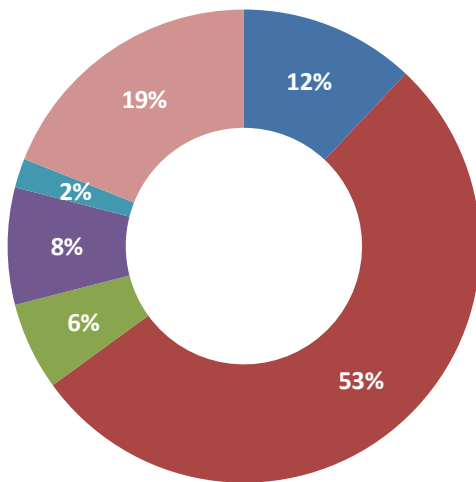
- Route 71 – Chino and Chino Hills
- Route 210 – San Bernardino, Rialto, Fontana, Rancho Cucamonga and Upland
- I-10 HOV Lanes
- Navajo Road Widening
- Lake Gregory Improvements
- Mariposa Road Widening
- Route 60 Widening/HOV Lanes
- La Cadena Drive
- Metrolink Train Services (right of way and station construction)
- Lenwood Road Bridge Widening
- Bear Valley Road
- Route 62 Safety Improvements
- Main Street Interchange (Hesperia)
- I-215 Widening San Bernardino



CITY-COUNTY CONFERENCE
MEASURE I

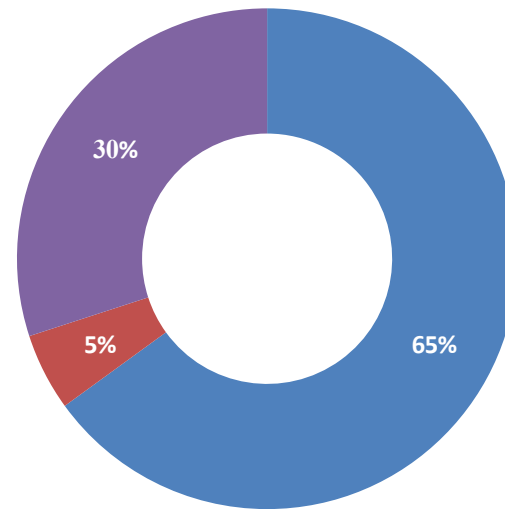
Distribution of Revenue (1990-2010)

SB Valley



- Major Streets Projects
- Freeway/Interchange/Corridor Projects
- Senior and Disabled Transit Services
- Commuter Rail Service
- Traffic Management Systems
- Local Streets

Victor Valley & Rural Mtn/Des



- Arterial/Regional/Highway Projects
- Senior and Disabled Transit Services
- Local Streets



Strategic Plan Framework (2010-2040)

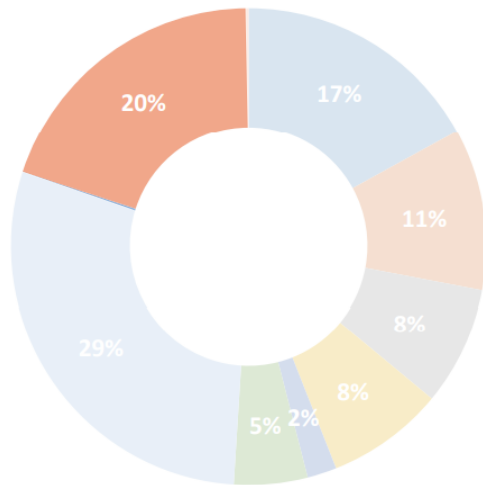
Overarching Principles

- Leverage State, Federal, Local and private dollars
- Use Federal dollars on projects that make sense to “federalize”
- Geographic equity
- Local jurisdictions initiate arterial, most interchanges, and RR crossing projects
- Mainline projects are the responsibility of SBCTA
- Update Strategic Plan and develop 10-Year Delivery Plans
- Use debt financing when appropriate



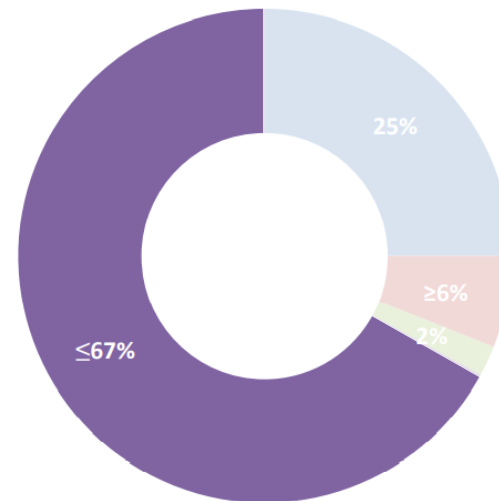
Distribution of Revenue (2010-2040)

SB Valley



- Major Streets Projects
- Freeway Interchange Projects
- Senior and Disabled Transit Services
- Metrolink/Rail Service
- Traffic Management Systems
- Express Bus/Bus Rapid Transit Service
- Freeway Projects
- Local Streets

Victor Valley & Rural Mtn/Des



- Major Local Highways
- Senior and Disabled Transit Services
- Project Development and Traffic Management Systems
- Local Streets





North Desert



Victor Valley



Mountains



SB Valley



Morongo Basin



Colorado River



CITY-COUNTY CONFERENCE
MEASURE I



North Desert



Victor Valley



Mountains



SB Valley



Morongo Basin



Colorado River



CITY-COUNTY CONFERENCE
MEASURE I

Colorado River

Buying Power
(15x)

- Total Measure \$ collected \$ 2.7 Million
- Measure \$ invested in projects \$ 508 Thousand
- Total value of projects delivered \$ 7.5 Million



COMPLETED

I-40 Connector (Needles)

IN CONSTRUCTION

US 95 Colorado River Bridge

PASS-THROUGH AS OF 3/22

City of Needles	\$1,539,178
County of San Bernardino	\$ 519,831
Needles Transit	\$ 150,714



CITY-COUNTY CONFERENCE
MEASURE I

Colorado River (10x)

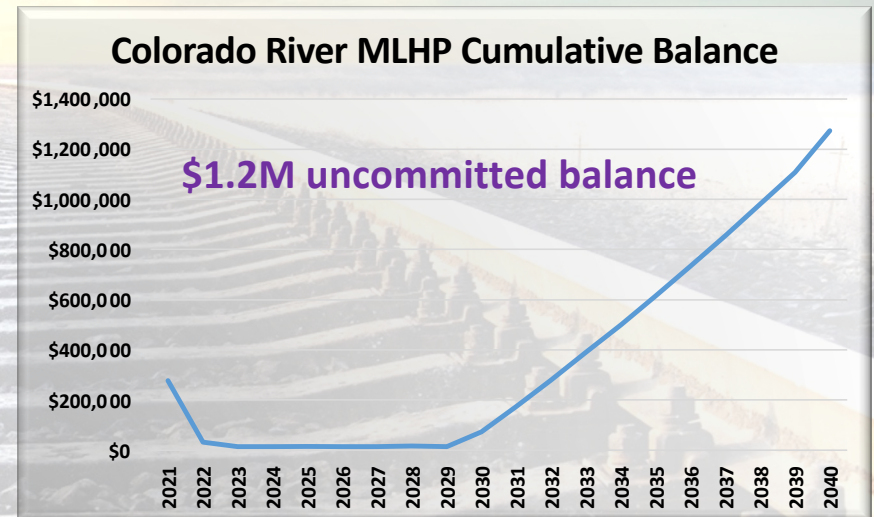
Major Local Highway Program

- Total Measure \$ projected (2022-2040) \$ 2.0 Million
- Measure \$ on projects in development \$ 900 Thousand
- Total value of projects in development \$ 9.4 Million



DEVELOPMENT

Needles Highway Improvement



CITY-COUNTY CONFERENCE
MEASURE I



North Desert



Colorado River



Victor Valley



Morongo Basin



Mountains



SB Valley



CITY-COUNTY CONFERENCE
MEASURE I



North Desert



Victor Valley



Mountains



SB Valley



Morongo Basin



Colorado River



CITY-COUNTY CONFERENCE
MEASURE I

Morongo Basin

Buying Power
(4.5x)



- Total Measure \$ collected \$ 24.0 Million
- Measure \$ invested in projects \$ 2.9 Million
- Total value of projects delivered \$ 13.0 Million

COMPLETED

SR 62 Rotary Signal
SR 62 Canyon to Easy
Lear to Pole Line Study
SR 62 Apache to Palm
SR 62 Dumosa Signal
SR 62 Encelia Signal

SR 62 Lear Signal
SR 62 Encelia to Larrea
MB Area Traffic Study

IN CONSTRUCTION

PASS-THROUGH AS OF 3/22

City of Twentynine Palms \$5,525,333
Town of Yucca Valley \$8,599,980
County of San Bernardino \$4,134,826
MBTA \$1,337,867



CITY-COUNTY CONFERENCE
MEASURE I

Morongo Basin

Major Local Highway Program

Buying Power
(**8.4x**)



- Total Measure \$ projected (2022-2040)
- Measure \$ on projects in development
- Total value of projects in development

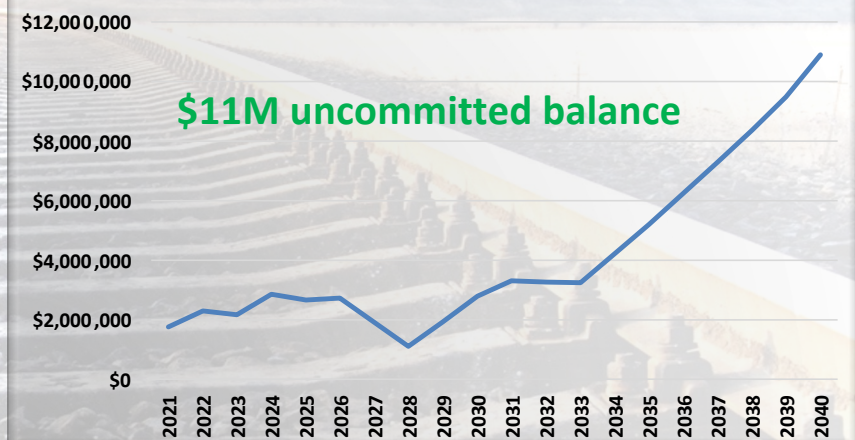
\$ 17.5 Million
\$ 8.0 Million
\$ 66.9 Million

DEVELOPMENT

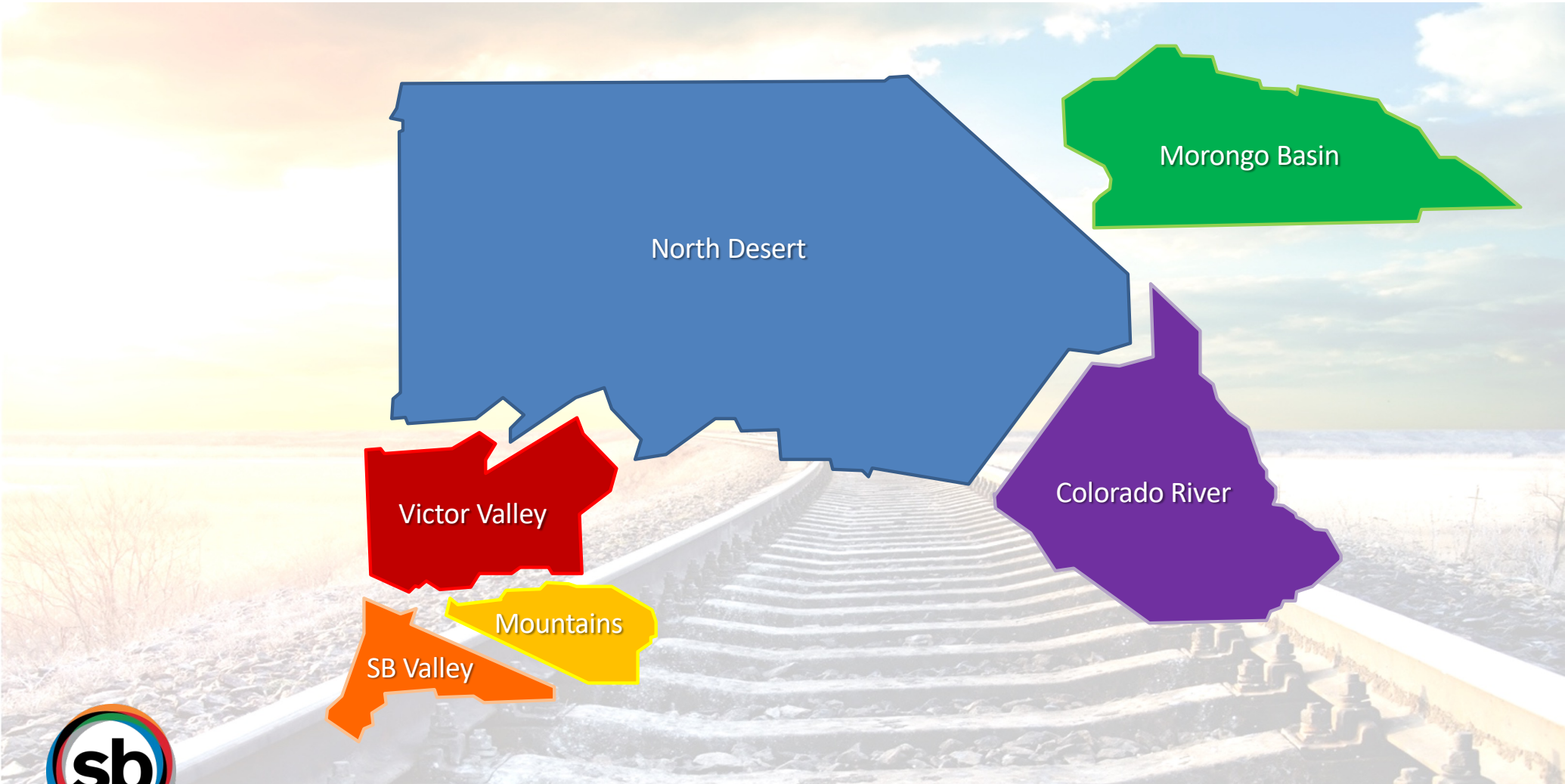
Split Rock Avenue
SR 62 Encelia to Larrea – Ph 2A
SR 62 Encelia to Larrea – Ph 2B
SR 62 Widening
Yucca Trail Widening



Morongo Basin MLHP Cumulative Balance



CITY-COUNTY CONFERENCE
MEASURE I



CITY-COUNTY CONFERENCE
MEASURE I



North Desert



Victor Valley



Mountains



SB Valley



Morongo Basin



Colorado River



CITY-COUNTY CONFERENCE
MEASURE I

Mountains

Buying Power
(1.5x)



- Total Measure \$ collected \$ 21.6 Million
- Measure \$ invested in projects \$ 2.5 Million
- Total value of projects delivered \$ 3.7 Million

COMPLETED

Village L Project
Mountain Area Study

IN CONSTRUCTION

Moonridge Road Roundabout

PASS-THROUGH AS OF 3/22

City of Big Bear Lake \$ 4,831,707
County of San Bernardino \$11,086,593
MARTA \$ 1,165,220



CITY-COUNTY CONFERENCE
MEASURE I

Mountains

Major Local Highway Program

Buying Power

(1x)



- Total Measure \$ projected (2022-2040)
- Measure \$ on projects in development
- Total value of projects in development

\$ 15.1 Million

\$ 4.2 Million

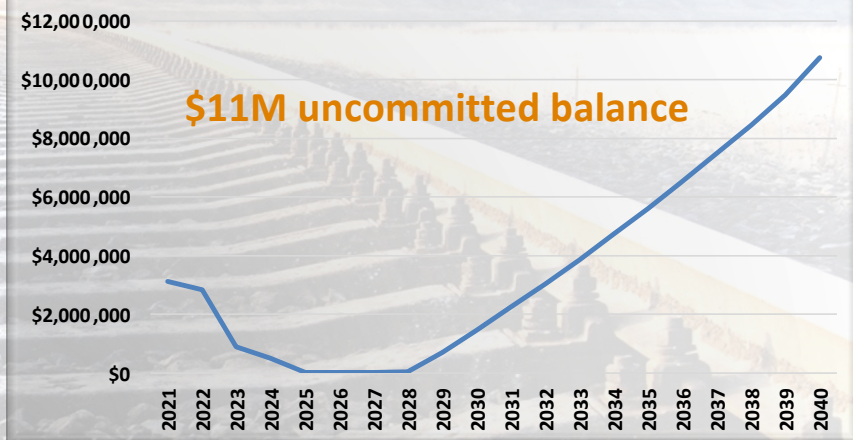
\$ 4.5 Million

DEVELOPMENT

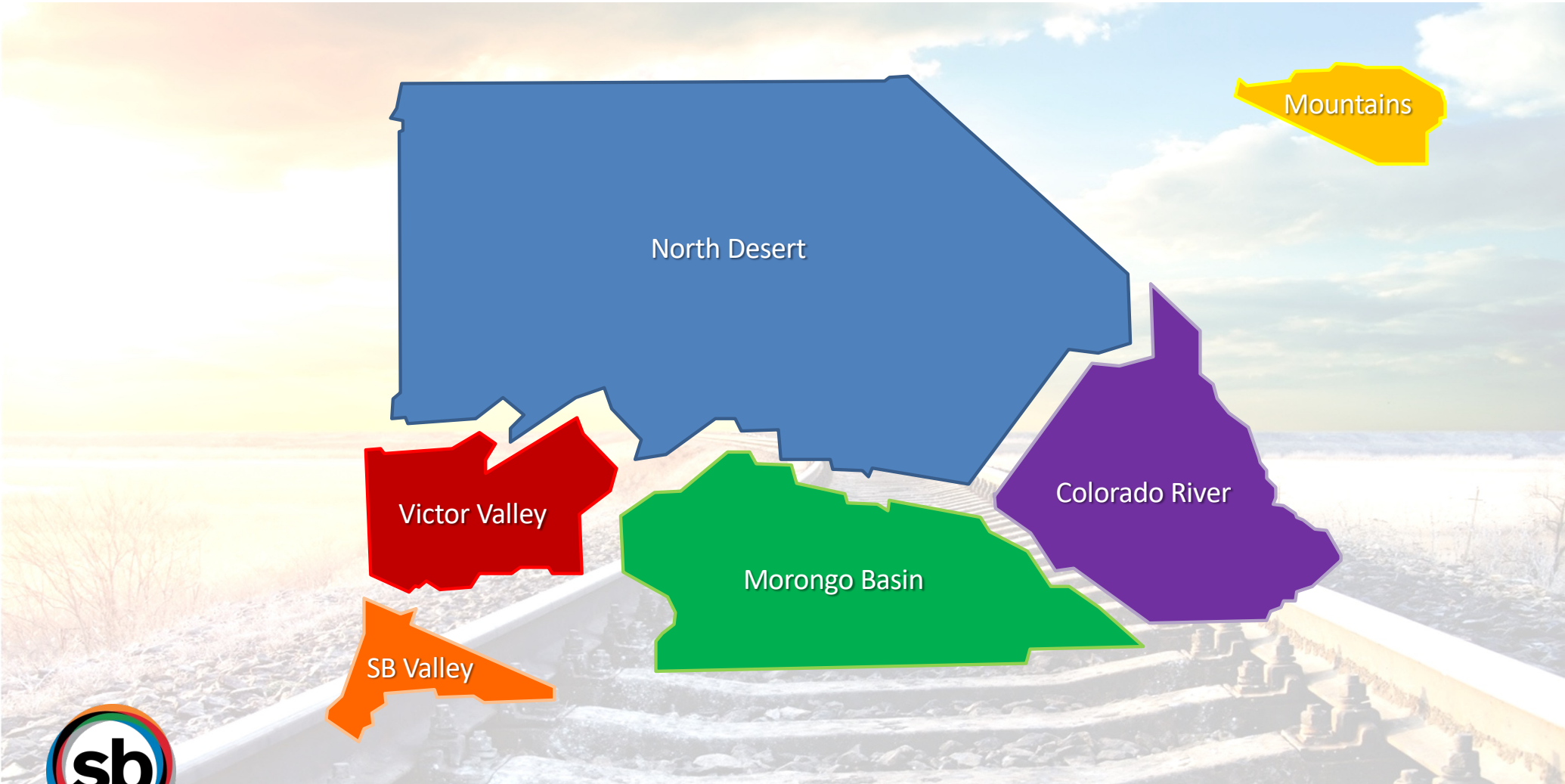
Stanfield Cutoff Roundabout



Mountains MLHP Cumulative Balance



CITY-COUNTY CONFERENCE
MEASURE I





North Desert



Victor Valley



Mountains



SB Valley



Morongo Basin



Colorado River



CITY-COUNTY CONFERENCE
MEASURE I

North Desert

Buying Power
(21x)



- Total Measure \$ collected \$ 57.0 Million
- Measure \$ invested in projects \$ 1.3 Million
- Total value of projects delivered \$ 27.0 Million

COMPLETED

Lenwood Road Grade Separation

IN CONSTRUCTION

PASS-THROUGH AS OF 3/22

City of Barstow	\$21,169,149
County of San Bernardino	\$19,852,743
BAT/VVTA	\$ 2,991,013



CITY-COUNTY CONFERENCE
MEASURE I

North Desert

Buying Power
(10.8x)

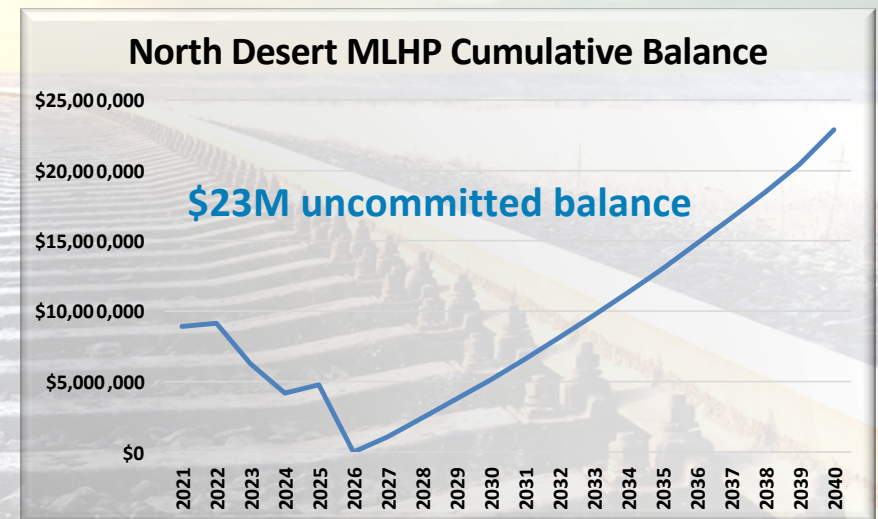
Major Local Highway Program

- Total Measure \$ projected (2022-2040) \$ 28.4 Million
- Measure \$ on projects in development \$ 15.0 Million
- Total value of projects in development \$162.7 Million

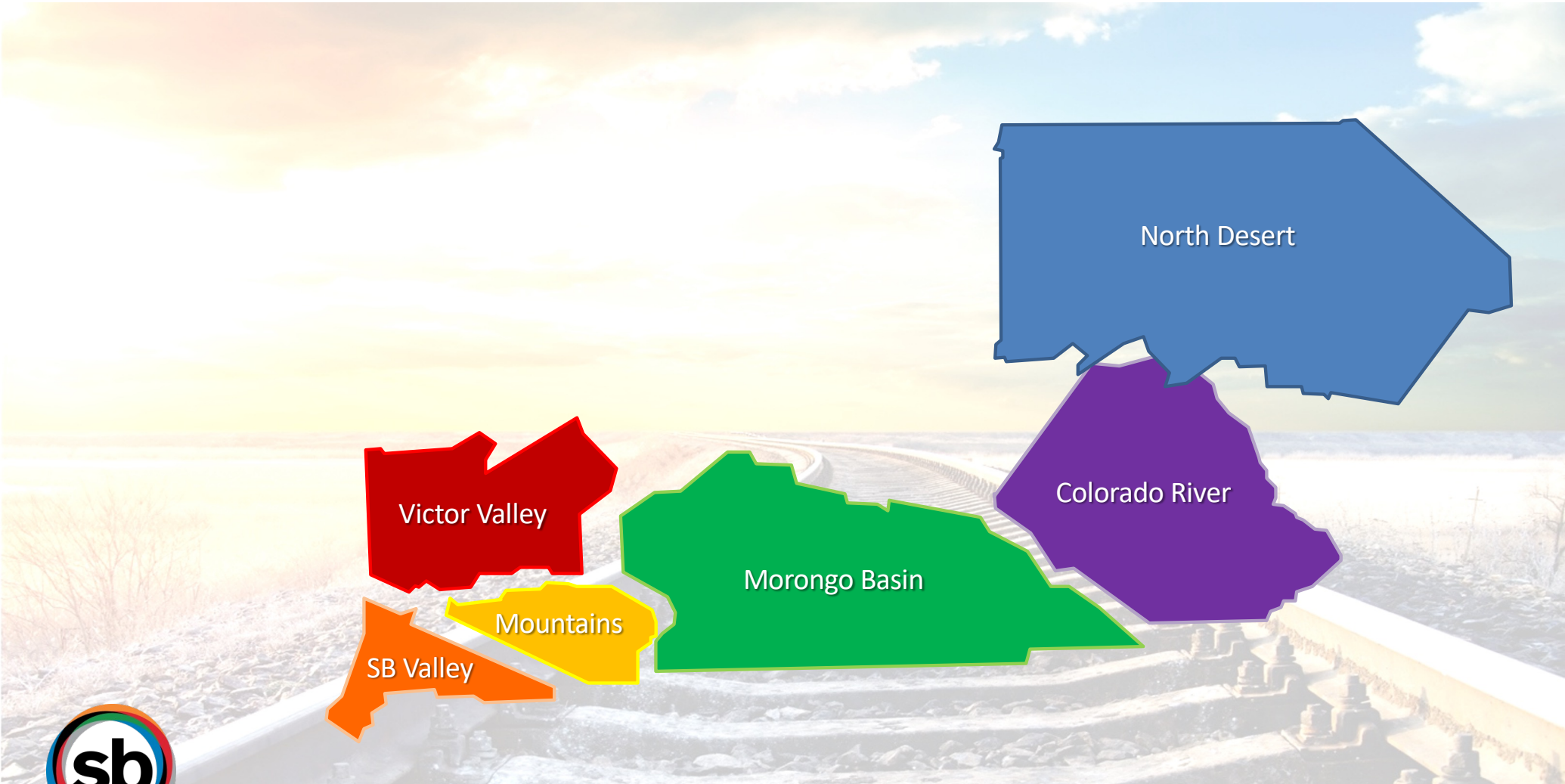


DEVELOPMENT

Rimrock Road Rehabilitation
North 1st Avenue Bridge – BNSF
North 1st Avenue Bridge – Mojave
Irwin Road Rehabilitation
Baker Blvd. Bridge Replacement



CITY-COUNTY CONFERENCE
MEASURE I





North Desert



Victor Valley



Mountains



SB Valley



Morongo Basin



Colorado River



CITY-COUNTY CONFERENCE
MEASURE I

Victor Valley

Buying Power
(11.5x)



- Total Measure \$ collected \$185.0 Million
- Measure \$ invested in projects \$ 26.0 Million
- Total value of projects delivered \$304.0 Million

COMPLETED

La Mesa/Nisqualli IC
Ranchero/Econdidio Signal
Ranchero Rd. IC
SR 138 Widening – Ph. 1
Yucca Loma Bridge
Yucca Loma Road
Apple Valley Road Bridge
US 395 Widening – Ph. 1

SANBAG Alt. Financing
HDC LA Metro Study
HDC Rail Study

IN CONSTRUCTION

Apple Valley Road
Stoddard Wells Road
Ranchero Rd. Corridor
Yucca Loma Corridor
Bear Valley Overhead

PASS-THROUGH AS OF 3/22

City of Adelanto \$ 8,496,611
Town of Apple Valley \$23,107,587
City of Hesperia \$31,733,949
City of Victorville \$56,163,031
County of San Bernardino \$16,440,528
VVTa \$10,658,901



CITY-COUNTY CONFERENCE
MEASURE I

Victor Valley

Buying Power
(**7.1x**)

Major Local Highway Program

- Total Measure \$ projected (2022-2040)
- Measure \$ on projects in development
- Total value of projects in development

\$140.2 Million

\$ 36.1 Million

\$257.5 Million



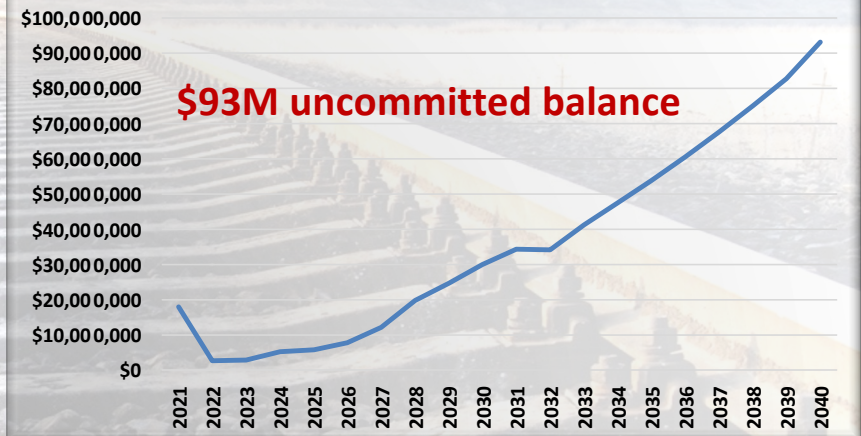
Victor Valley

DEVELOPMENT

El Mirage Road
Bear Valley Bridge
Rock Springs Bridge
Central Road Widening
Johnson Road Widening
US 395 Widening – Ph. 2
Dale Evans Parkway
Phelan Road Widening
Main Street Widening – Ph. 1
Main Street Widening – Ph. 2
SR 18/SR 138 Study



Victor Valley MLHP Cumulative Balance



CITY-COUNTY CONFERENCE
MEASURE I



North Desert



Victor Valley



Colorado River



Morongo Basin



Mountains



SB Valley



CITY-COUNTY CONFERENCE
MEASURE I



North Desert



Victor Valley



Mountains



SB Valley



Morongo Basin



Colorado River



CITY-COUNTY CONFERENCE
MEASURE I

SB Valley

Buying Power
(**4.5x**)



- Total Measure \$ collected \$ 1.4 Billion
- Measure \$ invested in projects \$749.2 Million
- Total value of projects delivered \$ 3.4 Billion

COMPLETED

IN CONSTRUCTION

PASS-THROUGH AS OF 3/22



CITY-COUNTY CONFERENCE
MEASURE I

SB Valley

Buying Power
(4.5x)



COMPLETED

IN CONSTRUCTION

PASS-THROUGH AS OF 3/22



CITY-COUNTY CONFERENCE
MEASURE I

SB Valley

Buying Power
(4.5x)

SB Valley

COMPLETED

215 Bi-County HOV
215/Barton Road IC
10/Live Oak Canyon
10/Riverside IC Ph 1
60/Euclid WB Off Ramp
60/Archibald IC
10/Citrus Avenue IC
10/Cherry Avenue IC
15/Sierra Avenue Signals
10/Tippecanoe IC
10/Pepper Avenue IC
North Milliken Ave GS
Hunts Lane GS
Palm Avenue GS

Glen Helen Parkway GS
Laurel Street GS
North Vineyard GS
South Milliken GS
Monte Vista GS
Downtown Passenger Rail
Valley Signal Synchro

IN CONSTRUCTION

10/University IC
60/Central Avenue IC
Redlands Passenger Rail
10/Alabama IC
10 Express Lanes Ph 1
210 Widening / Baseline IC
215 Mt. Vernon/Washington
Mt. Vernon Viaduct

PASS-THROUGH AS OF 3/22

City of Chino \$ 16,918,041
City of Chino Hills \$ 15,837,271
City of Colton \$ 10,614,675
City of Fontana \$ 41,187,082
City of Grand Terrace \$ 2,455,669
City of Highland \$ 10,795,713
City of Loma Linda \$ 4,780,028
City of Montclair \$ 7,655,980
City of Ontario \$ 34,490,134
City of Rancho Cucamonga \$ 34,612,525
City of Redlands \$ 13,955,613
City of Rialto \$ 20,568,356
City of San Bernardino \$ 42,709,664
City of Upland \$ 15,199,601
City of Yucaipa \$ 10,689,296
County of San Bernardino \$ 24,703,640
Omnitrans \$122,001,957



CITY-COUNTY CONFERENCE
MEASURE I

SB Valley

Freeway Program

Buying Power
(4.5x)



- Total Measure \$ collected \$408.2 Million
- Measure \$ invested in projects \$301.3 Million
- Total value of projects delivered \$ 1.3 Billion

COMPLETED

215 Bi-County HOV
215/Barton Road IC

IN CONSTRUCTION

10 Express Lanes Ph 1
210 Widening
215 Mt. Vernon/Washington



CITY-COUNTY CONFERENCE
MEASURE I

SB Valley

Freeway Program

Buying Power
(**1.8x**)



- Total Measure \$ projected (2022-2040)
- Measure \$ on projects in development
- Total value of projects in development

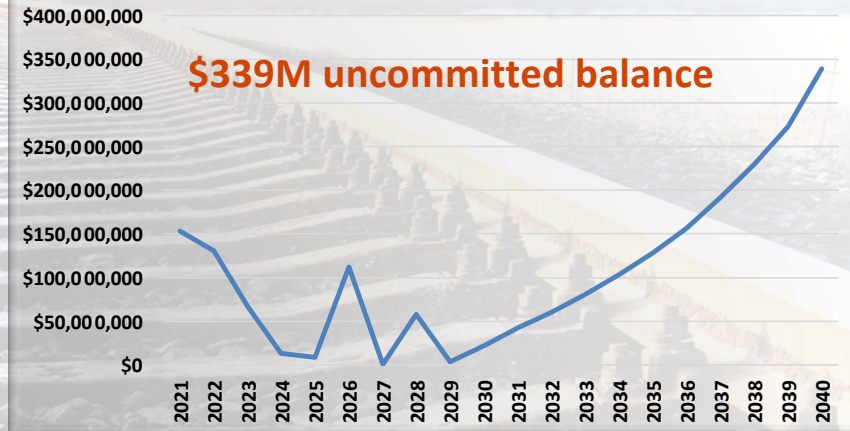
\$ 1.3 Billion
\$664.8 Million
\$ 1.2 Billion

DEVELOPMENT

215 Bi-County Landscaping
10 EB Truck Climbing Lane
15 Express Lanes Ph 1
10 Express Lanes Ph 2
10 Slover Mountain UP



Freeway Program Cumulative Balance



CITY-COUNTY CONFERENCE
MEASURE I

SB Valley

Interchange Program

Buying Power
(3x)



- Total Measure \$ collected \$154.8 Million
- Measure \$ invested in projects \$156.6 Million
- Total value of projects delivered \$491.4 Million

COMPLETED

10/Live Oak Canyon
10/Riverside IC Ph 1
60/Euclid WB Off Ramp
60/Archibald IC
10/Citrus Avenue IC
10/Cherry Avenue IC
15/Sierra Avenue Signals
10/Tippecanoe IC
10/Pepper Avenue IC

IN CONSTRUCTION

10/University IC
60/Central Avenue IC
10/Alabama IC
210/Baseline IC
10/Monte Vista IC
10/Euclid IC
10/Vineyard IC



CITY-COUNTY CONFERENCE
MEASURE I

SB Valley

Interchange Program

Buying Power
(1.5x)



- Total Measure \$ projected (2022-2040)
- Measure \$ on projects in development
- Total value of projects in development

\$475.5 Million

\$192.3 Million

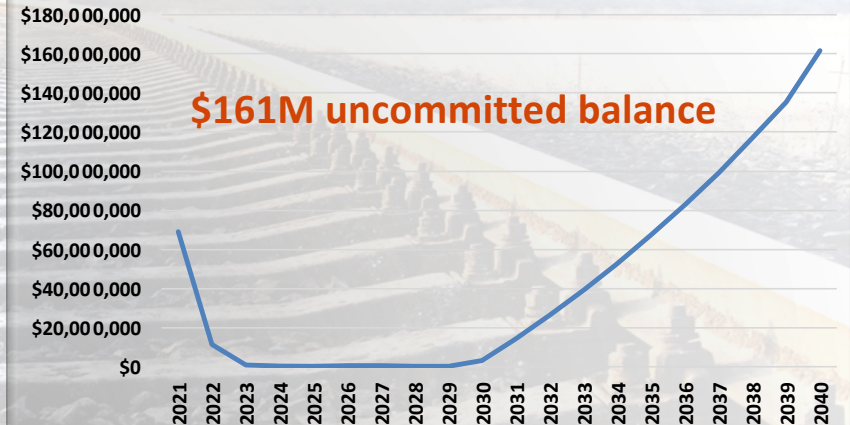
\$286.3 Million

DEVELOPMENT

10/Cedar Avenue IC
215/University Pkwy IC
210/Waterman Avenue IC
10/Mt. Vernon IC
10/Riverside Avenue IC Ph 2
210/5th Street IC
10/Wildwood Canyon IC



Interchange Program Cumulative Balance



CITY-COUNTY CONFERENCE
MEASURE I

SB Valley

Major Street Program

Buying Power
(**5.6x**)



- Total Measure \$ collected* \$ 75.2 Million
- Measure \$ invested in projects \$103.4 Million
- Total value of projects delivered \$576.7 Million

COMPLETED

North Milliken Ave GS
Hunts Lane GS
Palm Avenue GS
Glen Helen Parkway GS
Laurel Street GS
North Vineyard GS
South Milliken GS
Monte Vista GS

IN CONSTRUCTION

Mt. Vernon Viaduct
10/Fourth Street Bridge UC



* Grade Separation Program revenue + Arterial projects implemented by SBCTA

CITY-COUNTY CONFERENCE
MEASURE I

SB Valley

Major Street Program

Buying Power
(**10.9x**)



- Total Measure \$ projected (2022-2040)
- Measure \$ on projects in development
- Total value of projects in development

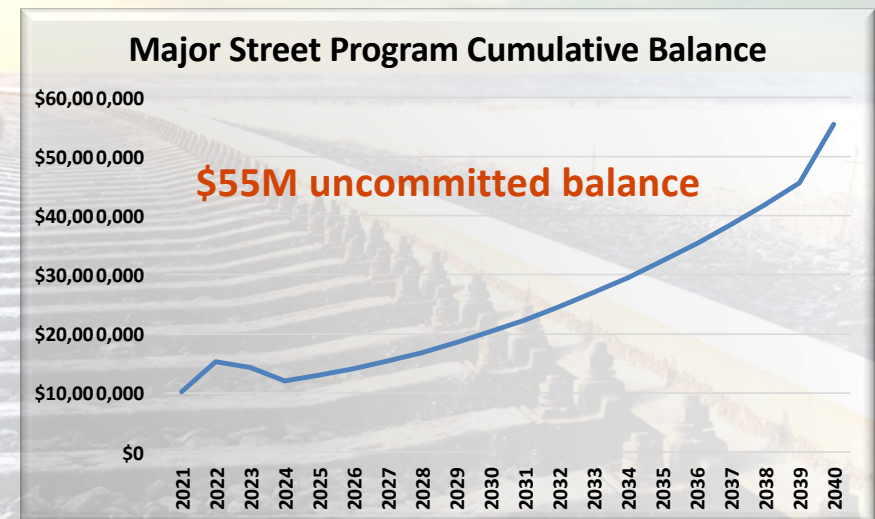
\$150.7 Million

\$ 3.0 Million

\$ 32.7 Million

DEVELOPMENT

Glen Helen Parkway GS Ph 2



CITY-COUNTY CONFERENCE
MEASURE I

SB Valley

Metrolink/Rail Program

Buying Power
(**3.9x**)



- Total Measure \$ collected \$112.6 Million
- Measure \$ invested in projects \$128.7 Million
- Total value of projects delivered \$500.5 Million

COMPLETED

Downtown Passenger Rail
Redlands Passenger Rail

IN CONSTRUCTION



CITY-COUNTY CONFERENCE
MEASURE I

SB Valley

Buying Power
(**8.3x**)



Metrolink/Rail Program

- Total Measure \$ projected (2022-2040)
- Measure \$ on projects in development
- Total value of projects in development
- Measure \$ on operations

\$345.8 Million
\$ 22.7 Million
\$188.0 Million
\$311.3 Million

DEVELOPMENT

Lilac to Rancho Double Track
Gold Line Extension

OPERATIONS

Redlands Passenger Rail
Gold Line Extension



Metrolink/Rail Program Cumulative Balance



CITY-COUNTY CONFERENCE
MEASURE I

SB Valley

Buying Power
(**34.3x**)

BRT/Express Bus Program



- Total Measure \$ collected \$ 33.5 Million
- Measure \$ invested in projects \$ 5.5 Million
- Total value of projects delivered \$188.6 Million

COMPLETED

E Street BRT

IN CONSTRUCTION



CITY-COUNTY CONFERENCE
MEASURE I

SB Valley

Buying Power
(**5.4x**)



BRT/Express Bus Program

- Total Measure \$ projected (2022-2040)
- Measure \$ on projects in development
- Total value of projects in development
- Measure \$ on operations

\$345.8 Million

\$ 53.7 Million

\$287.5 Million

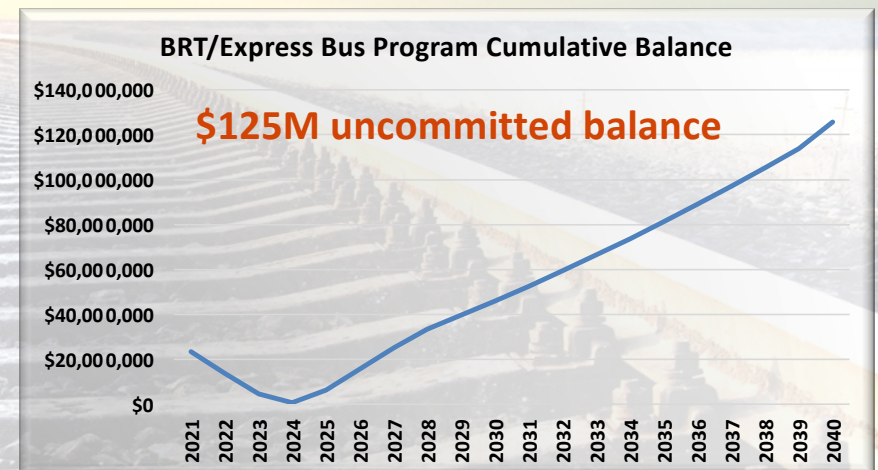
\$ 69.3 Million

DEVELOPMENT

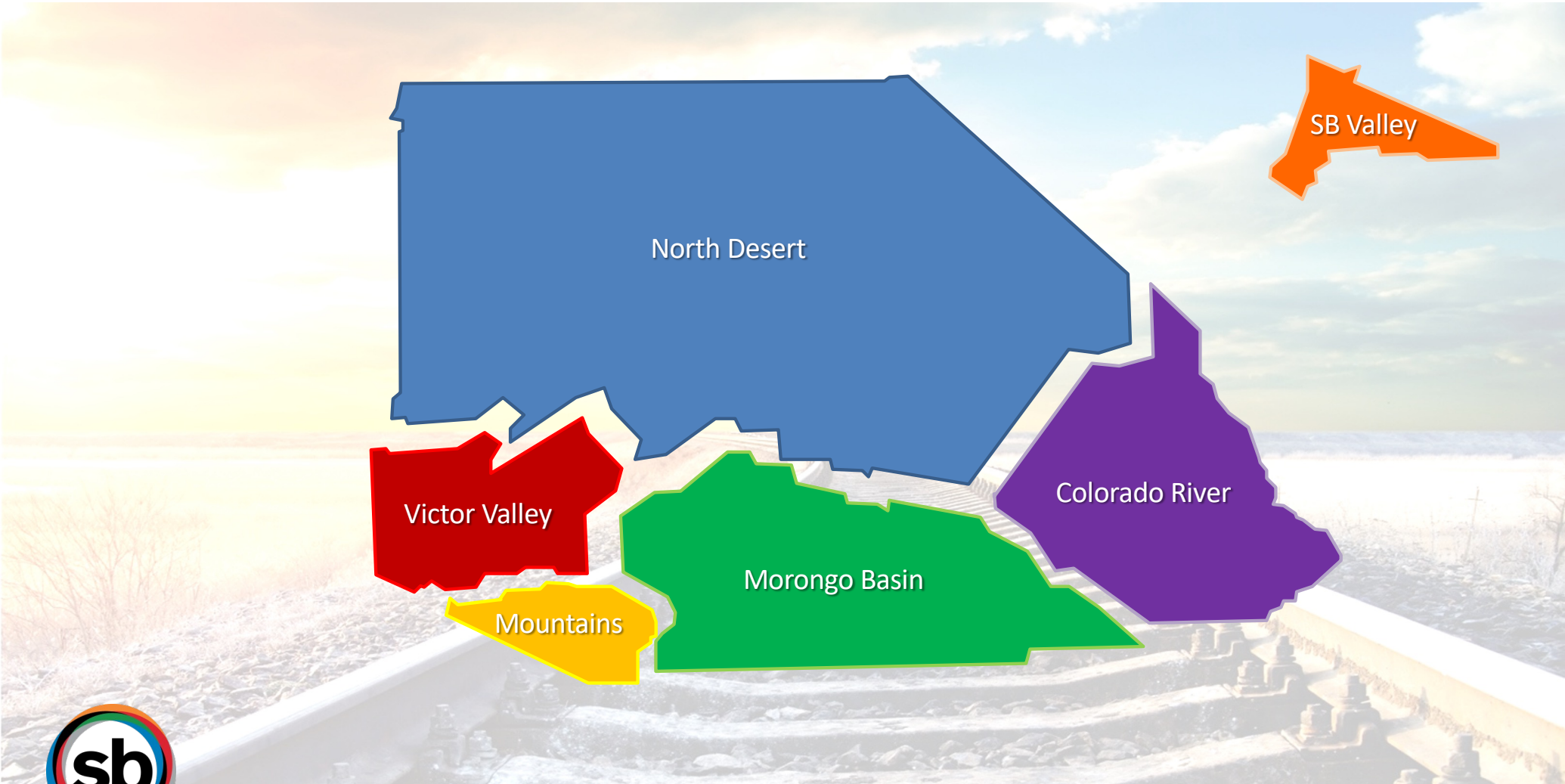
West Valley Connector

OPERATIONS

West Valley Connector



CITY-COUNTY CONFERENCE
MEASURE I



CITY-COUNTY CONFERENCE
MEASURE I



North Desert



Victor Valley



Mountains



SB Valley



Morongo Basin



Colorado River



CITY-COUNTY CONFERENCE
MEASURE I

Cajon Pass

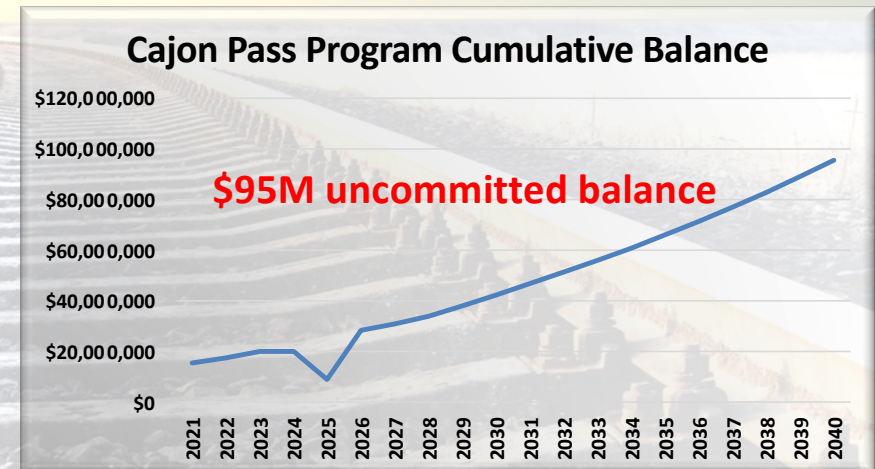
Buying Power
(5x)



- Total Measure \$ collected \$ 49 Million
- Measure \$ invested in projects \$ 64 Million
- Total value of projects delivered \$325 Million
- Total Measure \$ projected (2022-2040) \$151 Million

COMPLETED

Devore Interchange



CITY-COUNTY CONFERENCE
MEASURE I



Additional Considerations



CITY-COUNTY CONFERENCE
MEASURE I

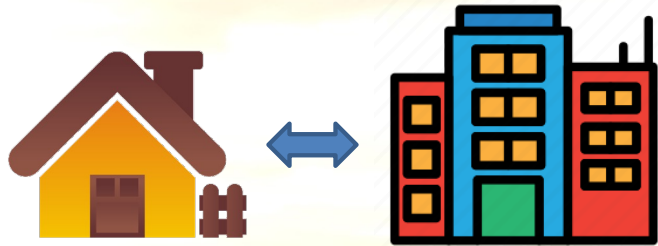
Legislative Considerations

Recent Developments:

- **Local Transportation Taxes in Specific Parts of a County**
 - **AB 1413 (Gloria) [Statutes of 2019]** authorized certain transportation authorities to levy a transportation tax in a portion vs countywide
- **Many (failed) attempts at lowering voter thresholds**
 - **ACA 1 (Aguiar-Curry) – 2021-22 Session**
 - **ACA 1 (Aguiar-Curry) – 2019-20 Session**
 - **ACA 4 (Aguiar-Curry) – 2017-18 Session**
 - **ACA 4 (Frazier) – 2015-16 Session**
- **“Citizen’s Group” measures**
 - **Only require a simple majority (50%+1) versus a two-thirds (super majority) required by a government entity**
 - **The CA Supreme Court has refused to “take the case” so far. . . .**



Challenges of the IE prior to MEASURE I



Housing | Job Centers



Lack of Transit Options



Growing Goods Movement



Clean Air Act



MEASURE I

Challenges of the IE

What's NEXT??

REF

ELECTRIC
HYDROGEN

EO N 19-19

Centers

Lack of Transit

VMT
ANALYSIS

SB 743
(Steinberg)

LINK LAND USE
&
TRANSPORTATION
SB 375
(Steinberg)

CLIMATE
LEGISLATION

AB 2237 | AB 2348
AB 6 | AB 7
AB 1778

Growing Goods Movement

POST
COVID
COMMUTER
DYNAMICS

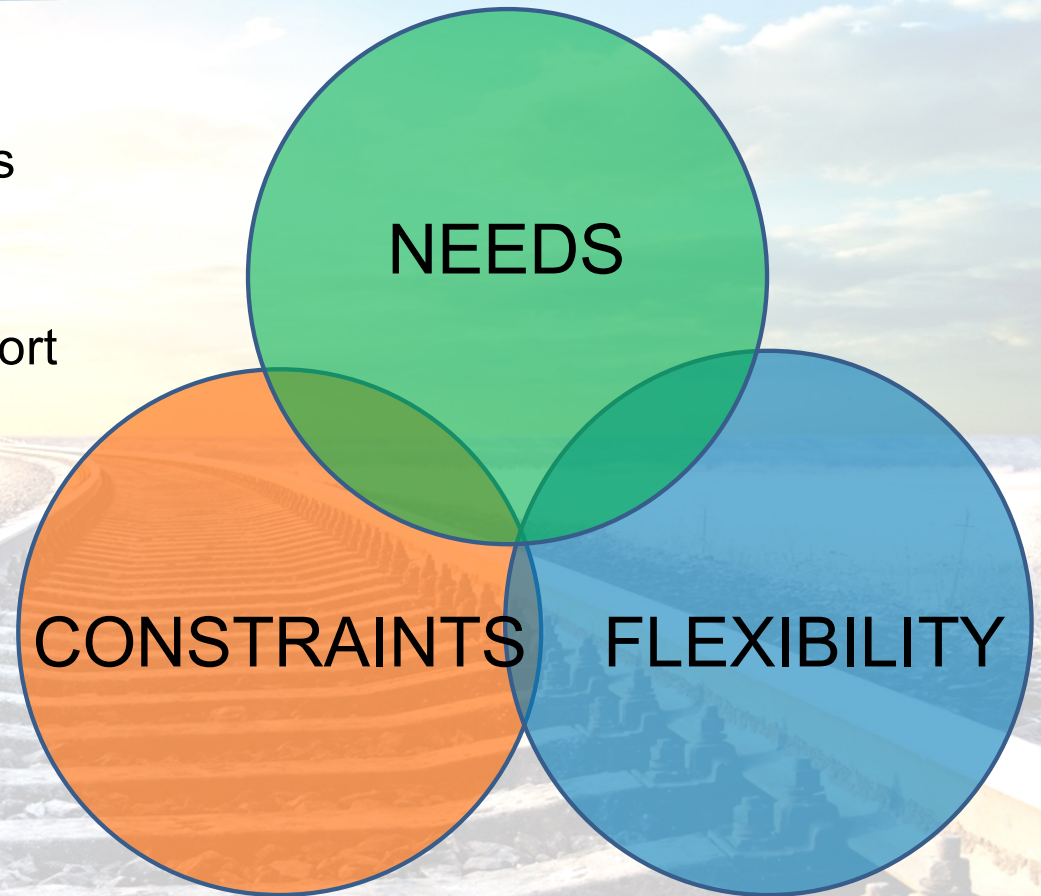
Act



MEASURE I

What's Next for MEASURE I

- Public Engagement / Education
- Assessing Near and Long Term Needs
- Understanding External Impacts
- Appreciating State/Fed Policy Trends
- Understanding Outside Funding Support
- Remaining Flexible to Innovation



MEASURE I

Next Steps

- Future needs...
- 2030 – 2040
 - 1/3 of interchanges won't be completed
 - Priority transit corridors
 - Express lanes network
- 2040 – Beyond
 - Operations funding



Future Framework (2040 & Beyond)

Types of Measures To Consider:

- **Measure Extension only**
 - Commence in 2040
- **Measure Extension (30 years) with ability to borrow future dollars**
 - Commence in 2040
 - Advance a limited number of projects starting in 2030
- **Measure Extension (in perpetuity) with ability to borrow future dollars**
 - Commence in 2040
 - Allow SBCTA to advance a limited number of projects starting in 2030
- **Concurrent Measure**
 - $\frac{1}{2}$ cent sales tax would increase to 1 cent during the 2030-2040 time period and decrease to $\frac{1}{2}$ cent in 2040

